

# FACTS AT A GLANCE

# FALL 2021



TEXAS SOUTHERN UNIVERSITY

TOTAL OPERATING BUDGET FOR YEAR 2022

## \$200,102,253

FY2021: \$187,410,457

FY2020: \$192,282,194

TOTAL STUDENT HEADCOUNT: FALL 2021 = 7,524 | SCH = 96,439

## GENDER



64%  
FEMALE

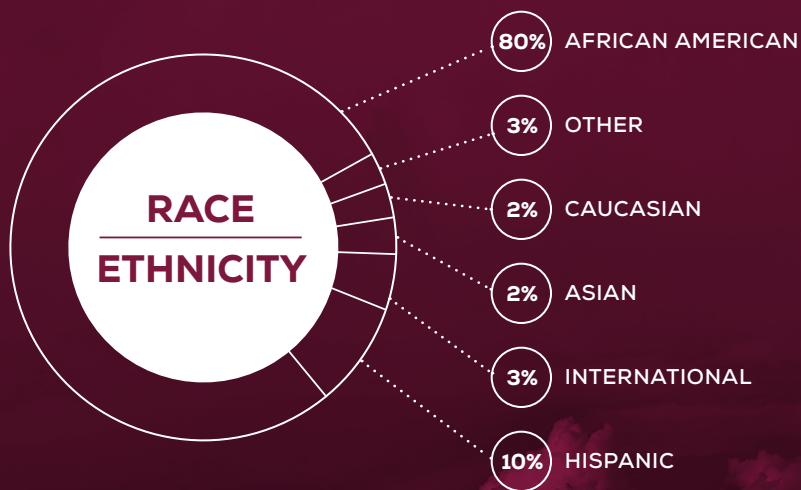


36%  
MALE

## AVERAGE AGE:

UNDERGRAD	22.6
GRADUATE	32.9
LAW	27.1
PHARMACY	28.8

## DEMOGRAPHICS



## THE ROAD TO TIGERLAND TOP FIVE STATES



TEXAS



CALIFORNIA



LOUISIANA



ILLINOIS



GEORGIA

\*NEARLY 83% OF TSU STUDENTS ARE FROM TEXAS

## TOP FIVE COUNTRIES



- 1 NIGERIA
  - 2 BAHAMAS
  - 3 SAUDI ARABIA
  - 4 ANGOLA
  - 5 INDIA\*
  - 5 QATAR\*
- \*TIED AT 5TH

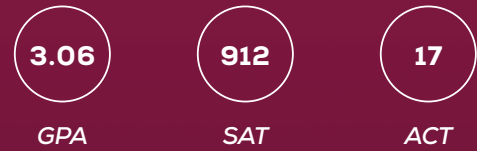




## FALL 2020 | SUMMER 2021

**1446** DEGREES AWARDED  
**933** UNDERGRADUATE  
**513** GRADUATE & PROFESSIONAL

## FIRST-TIME FRESHMAN PROFILE



## Fall '21/Spring '22 TUITION & FEES

95% RECEIVED FINANCIAL AID IN FALL 2021



### IN-STATE

**\$4,586.65** 15 HOURS  
**\$3,782.92** 12 HOURS

### OUT OF STATE/FOREIGN

**\$10,706.65** 15 HOURS  
**\$8,678.92** 12 HOURS

## TOP TEN MAJORS


1. BIOLOGY
2. BUSINESS | ADMIN/MGMT
3. LAW
4. PSYCHOLOGY
5. ADMINISTRATION OF JUSTICE
6. GENERAL STUDIES
7. PHARMACY
8. MARKETING
9. KINESIOLOGY/ATHLETIC TRAINING
10. RADIO, TV & FILM

## TOP TEN DEGREES

1. LAW
2. BUSINESS | ADMIN/MGMT
3. GENERAL STUDIES
4. ADMINISTRATION OF JUSTICE
5. PHARMACY
6. BIOLOGY
7. HEALTH
8. PSYCHOLOGY
9. HEALTHCARE ADMINISTRATION
10. PUBLIC AFFAIRS | ADMIN


## TSU STAFF | FALL 2021

**759** TOTAL STAFF  
**742** FULL-TIME  
**17** PART-TIME



## TSU ADMIN | FALL 2021

**130** ADMIN  
**130** FULL-TIME  
**75** GRADUATE ASSISTANTS



## TSU FACULTY | FALL 2021

