

# A Review of TSU's First-time Freshmen Population Fall 2014 to 2018

Prepared By:




TEXAS SOUTHERN UNIVERSITY

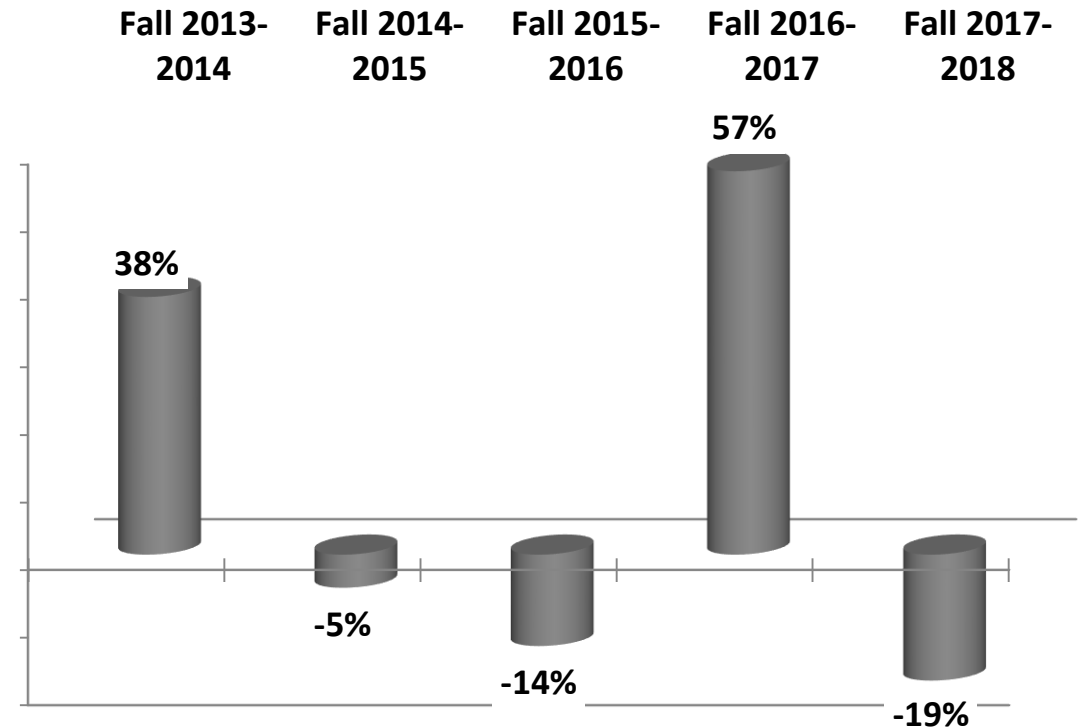
Office of Institutional Assessment,  
Planning & Effectiveness



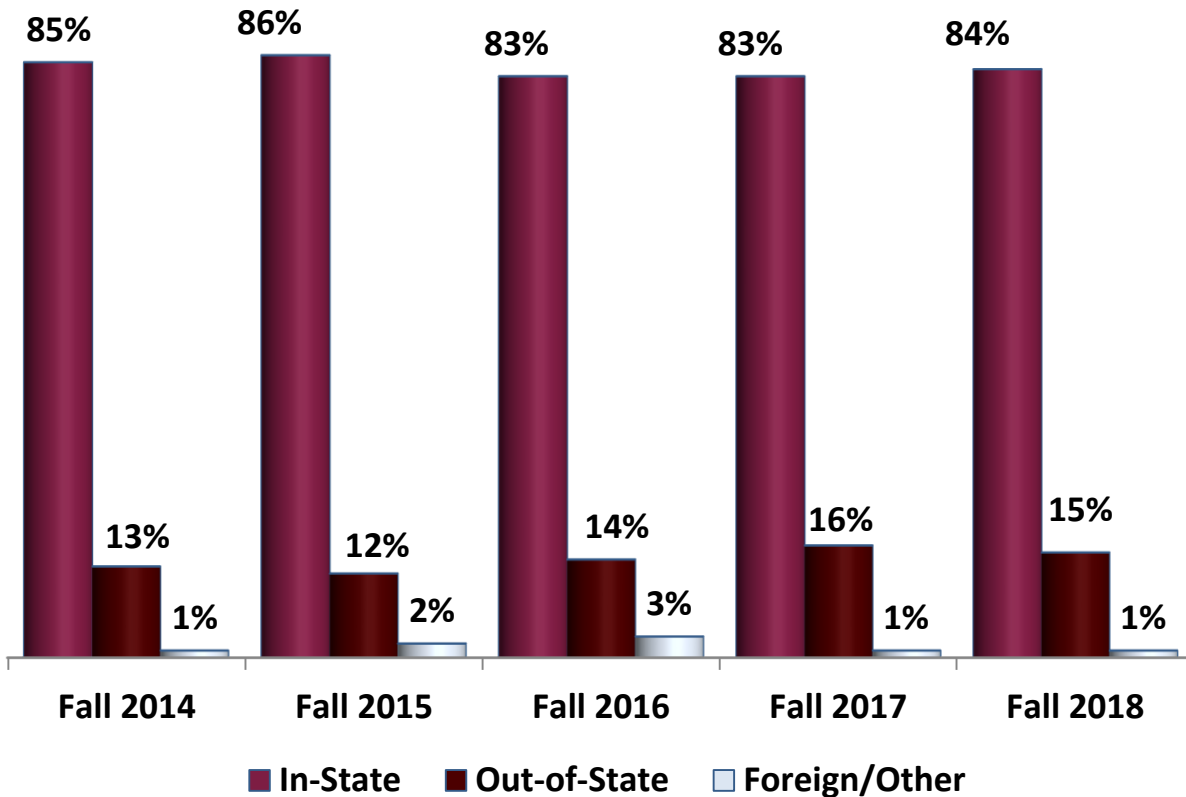
## Total Enrollment



## Percent Change Over Prior Year



## Residency Status



## Counties of In-State Students Fall 2014 to Fall 2018 Top 5 Counties

Harris  
Dallas  
Tarrant  
Fort Bend  
Bexar

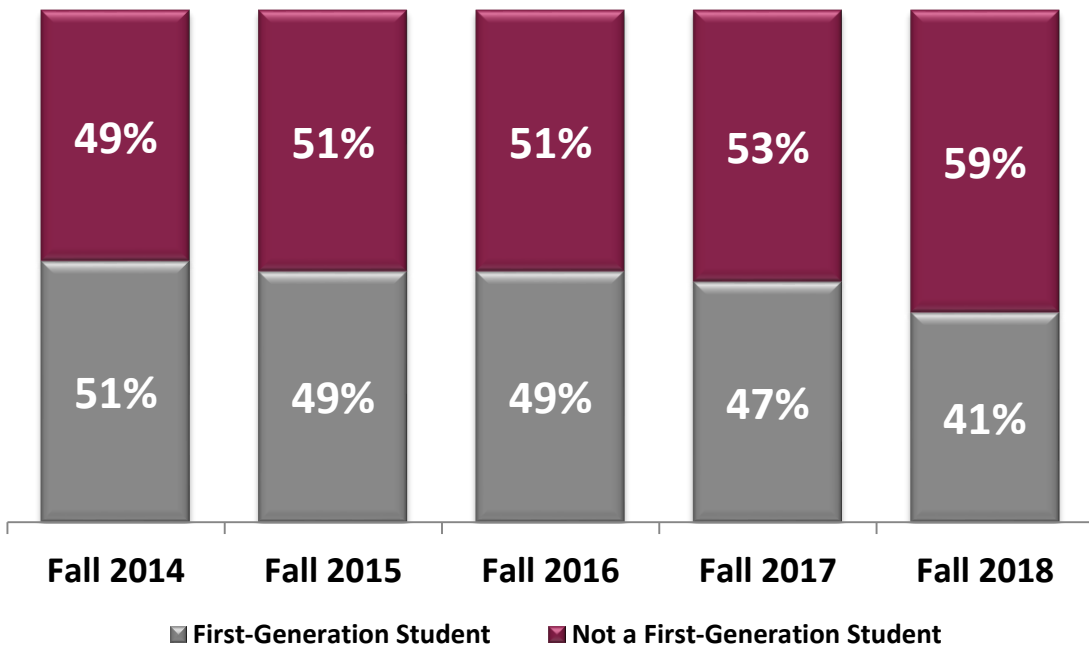
## Average Age

Fall 2014 to Fall 2018  
19 years old

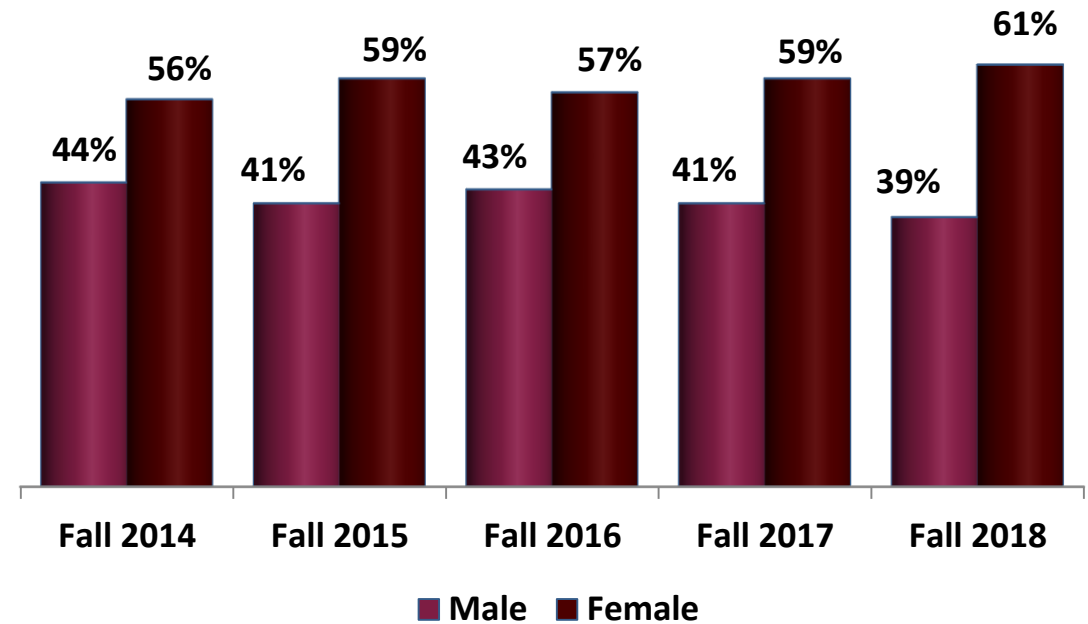


Ethnicity		Fall 2014	Fall 2015	Fall 2016	Fall 2017	Fall 2018
White-Non-Hispanic	Count	26	44	34	10	26
	% within Semester if Enrollment	1.7%	3.0%	2.7%	0.5%	1.6%
Black African American	Count	1288	1226	1093	1721	1422
	% within Semester if Enrollment	84.1%	84.1%	86.7%	87.1%	88.5%
Hispanic or Latino	Count	125	99	66	119	87
	% within Semester if Enrollment	8.2%	6.8%	5.2%	6.0%	5.4%
Asian	Count	22	21	15	23	15
	% within Semester if Enrollment	1.4%	1.4%	1.2%	1.2%	0.9%
American Indian or Alaskan Native	Count	15	29	16	17	33
	% within Semester if Enrollment	1.0%	2.0%	1.3%	0.9%	2.1%
International	Count	43	31	32	24	21
	% within Semester if Enrollment	3%	2%	3%	1%	1%
Native Hawaiian or Pacific Islander	Count	3	2	3	0	1
	% within Semester if Enrollment	0.2%	0.1%	0.2%	0.0%	0.1%
Multi-Racial	Count	0	0	0	61	2
	% within Semester if Enrollment	0.0%	0.0%	0.0%	3.1%	0.1%
Unknown or Not Reported	Count	10	5	1	0	0
	% within Semester if Enrollment	0.7%	0.3%	0.1%	0.0%	0.0%
Total	Count	1532	1457	1260	1975	1607

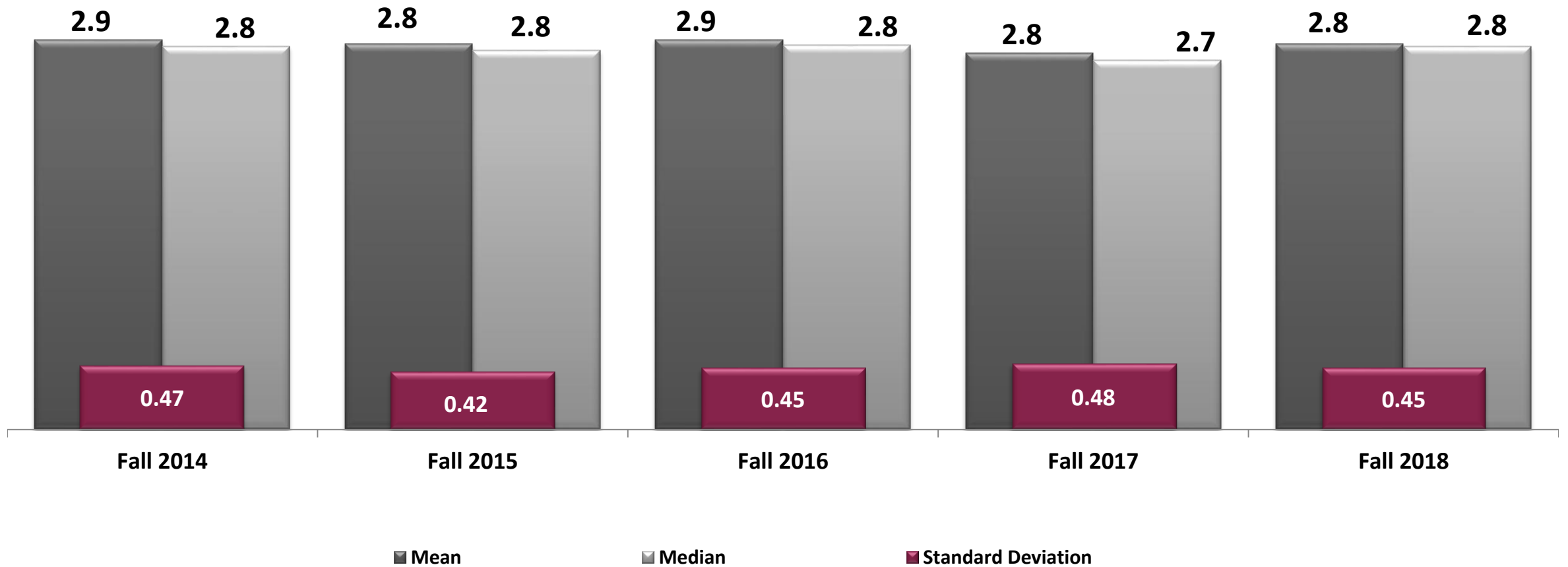
## First-Generation Status



## Gender



## High School GPA



## Enrollment By High School

### Fall 2014

Top 10 Feeder High Schools	#	% of Population
Desoto High School	38	2.5%
James Madison HS Met/SpSci	35	2.3%
Foreign High School	32	2.1%
Sam Houston High School	28	1.8%
Mirabeau B Lamar Sr High Sch	27	1.8%
Barbara Jordan High School	23	1.5%
Marshall HS - Fort Bend	21	1.4%
North Shore High School	21	1.4%
Westbury Senior High	21	1.4%
Jack Yates High School	19	1.2%

### Fall 2015

Top 10 Feeder High Schools	#	% of Population
Foreign High School	31	2.1
Mirabeau B Lamar Sr HS	24	1.6
Jack Yates High School	23	1.6
Barbara Jordan High School	22	1.5
Dekaney High School	22	1.5
Desoto High School	22	1.5
North Shore High School	22	1.5
Lancaster E Robertson High School	21	1.4
Davis High School (Aldine)	20	1.4
Hasting HS-Alief ISD	20	1.4
North Crowley HS, Fort Worth	20	1.4



# Enrollment By High School

## Fall 2016

Top 10 Feeder High Schools	#	% of Population
Foreign High School	32	2.5
Jack Yates High School	26	2.1
Desoto High School	24	1.9
Manvel High School- Manvel,TX.	22	1.7
Dekaney High School	21	1.7
Westbury Senior High	21	1.7
James Madison HS Met/SpSci	17	1.3
Taylor HS - Alief ISD	17	1.3
Kashmere Senior High School	15	1.2
Mirabeau B Lamar Sr HS, Hou	15	1.2

## Fall 2017

Top 10 Feeder High Schools	#	% of Population
Taylor HS - Alief ISD	35	1.8
Desoto High School	34	1.7
Ross Shaw Sterling HS (HOU)	33	1.7
South Oak Cliff High School	29	1.5
Duncanville High School	28	1.4
Elsik High School	25	1.3
Foreign High School	23	1.2
Jack Yates High School	23	1.2
Cedar Hill High School	22	1.1
Hightower HS	22	1.1
Thurgood Marshall HS, FBISD	22	1.1





## Enrollment By High School

### Fall 2018

Top 10 Feeder High Schools	#	% of Population
Mirabeau B Lamar Sr HS, Hou	33	2.1
Desoto High School	31	1.9
Skyline High School	26	1.6
E E Worthing Sr High School	21	1.3
Jack Yates High School	19	1.2
South Oak Cliff High School	19	1.2
Foreign High School	18	1.1
North Forest High School-2017	18	1.1
David W Carter High School	16	1.0
Eisenhower High School	16	1.0



## Fall 2014

Highest Enrollment CIP code & Major	#	% of Population	Lowest Enrollment CIP code & Major	#	% of Population
<u>26010100</u> Biology	207	13.5	<u>19010100</u> Human Services And Consumer Science	7	.5
<u>51110300</u> Prepharmacy	149	9.7	<u>44040100</u> Public Affairs/Administration	7	.5
<u>52020100</u> Business Administration/Mgmt	107	7.0	<u>54010100</u> History	7	.5
<u>42010100</u> Psychology	82	5.4	<u>52020900</u> Maritime Transportation Management And Security	6	.4
<u>43010300</u> Administration of Justice	76	5.0	<u>43030200</u> Emergency Management & Homeland Sec	5	.3
<u>30999901</u> Interdisciplinary Studies	54	3.5	<u>51220200</u> Environmental Health	5	.3
<u>15120100</u> Computer Engineering Technology	53	3.5	<u>40080100</u> Physics	2	.1
<u>52030100</u> Accounting	53	3.5	<u>52020500</u> Construction Technologies	2	.1
<u>24010200</u> General Studies	52	3.4	<u>15130100</u> Drafting & Design Technology	1	.1
<u>9070100</u> Radio, Television & Film	46	3.0	<u>51070600</u> Health Information Management	1	.1



## Fall 2015

Highest Enrollment CIP code & Major	#	% of Population	Lowest Enrollment CIP code & Major	#	% of Population
<u>26010100</u> Biology	193	13.2	<u>15061200</u> Industrial Technology	6	.4
<u>51110300</u> Prepharmacy	151	10.4	<u>51220200</u> Environmental Health	6	.4
<u>52020100</u> Business Administration/Mgmt	108	7.4	<u>52120100</u> Management Information Systems	6	.4
<u>42010100</u> Psychology	84	5.8	<u>14100100</u> Electrical and Computer Engr	5	.3
<u>43010300</u> Administration of Justice	66	4.5	<u>54010100</u> History	5	.3
<u>31050400</u> Sport Management	61	4.2	<u>51070600</u> Health Information Management	4	.3
<u>52030100</u> Accounting	58	4.0	<u>27010100</u> Mathematics	3	.2
<u>52140100</u> Marketing	52	3.6	<u>43030200</u> Emerg Mgmt & Homeland Sec	3	.2
<u>15120100</u> Computer Engineering Technology	41	2.8	<u>15130100</u> Drafting & Design Technology	1	.1
<u>30999901</u> Interdisciplinary Studies	41	2.8	<u>16090500</u> Spanish	1	.1
<u>31050500</u> Human Performance	41	2.8	<u>40080100</u> Physics	1	.1
			<u>52020500</u> Construction Technologies	1	.1



## Fall 2016

Highest Enrollment CIP code & Major	#	% of Population	Lowest Enrollment CIP code & Major	#	% of Population
<u>26010100</u> Biology	170	13.5	<u>52120100</u> Management Information Systems	5	.4
<u>51110300</u> Prepharmacy	102	8.1	<u>23010100</u> English	4	.3
<u>42010100</u> Psychology	94	7.5	<u>15061200</u> Industrial Technology	2	.2
<u>52020100</u> Business Administration/Mgmt	86	6.8	<u>40080100</u> Physics	2	.2
<u>43010300</u> Administration of Justice	69	5.5	<u>43030200</u> Emerg Mgmt & Homeland Sec	2	.2
<u>31050400</u> Sport Management	58	4.6	<u>51100500</u> Clinical Laboratory Science	2	.2
<u>24010200</u> General Studies	50	4.0	<u>51220200</u> Environmental Health	2	.2
<u>31050500</u> Human Performance	47	3.7	<u>15130100</u> Drafting & Design Technology	1	.1
<u>52140100</u> Marketing	45	3.6	<u>51070600</u> Health Information Management	1	.1
<u>50090100</u> Music	36	2.9	<u>51310100</u> Dietetics	1	.1



## Fall 2017

Highest Enrollment CIP code & Major	#	% of Population	Lowest Enrollment CIP code & Major	#	% of Population
<u>26010100</u> Biology	270	13.7	<u>44040100</u> Public Affairs/Administration	8	.4
<u>52020100</u> Business Administration/Mgmt	139	7.0	<u>15061200</u> Industrial Technology	7	.4
<u>43010300</u> Administration of Justice	135	6.8	<u>51220200</u> Environmental Health	7	.4
<u>42010100</u> Psychology	130	6.6	<u>52020900</u> Maritime Transportation Management And Security	7	.4
<u>51110300</u> Prepharmacy	109	5.5	<u>51070600</u> Health Information Management	6	.3
<u>31050400</u> Sport Management	101	5.1	<u>51100500</u> Clinical Laboratory Science	6	.3
<u>24010200</u> General Studies	96	4.9	<u>40080100</u> Physics	2	.1
<u>51000100</u> Health	81	4.1	<u>52120100</u> Management Information Systems	2	.1
<u>52140100</u> Marketing	62	3.1	<u>16090500</u> Spanish	1	.1
<u>9070100</u> Radio, Television & Film	57	2.9	<u>45060100</u> Economics	1	.1



## Fall 2018

Highest Enrollment CIP code & Major	#	% of Population	Lowest Enrollment CIP code & Major	#	% of Population
<u>26010100</u> Biology	271	16.9	<u>43030200</u> Emerg Mgmt & Homeland Sec	4	.2
<u>52020100</u> Business Administration/Management	130	8.1	<u>44040100</u> Public Affairs/Administration	4	.2
<u>43010300</u> Administration of Justice	124	7.7	<u>15061200</u> Industrial Technology	3	.2
<u>42010100</u> Psychology	96	6.0	<u>31050100</u> Human Performance	3	.2
<u>51110300</u> Prepharmacy	94	5.8	<u>51070600</u> Health Information Management	3	.2
<u>52140100</u> Marketing	69	4.3	<u>51100500</u> Clinical Laboratory Science	3	.2
<u>31050500</u> Human Performance	67	4.2	<u>40080100</u> Physics	2	.1
<u>9070100</u> Radio, Television & Film	56	3.5	<u>51220200</u> Environmental Health	2	.1
<u>31050400</u> Sport Management	55	3.4	<u>52020900</u> Maritime Transportation Management And Security	2	.1
<u>30999901</u> Interdisciplinary Studies	42	2.6	<u>16090500</u> Spanish	1	.1

## Persistence Rates

