




TSU 2022 Data Resource Guide

 Data Source	Common Goals	Ref. No.	Outcome Measure	TSU Priority
Student Success & Completion				
Your Department	Increase Engagement	S.1	Number of Events that Engage (Special Purpose, Civic Engagement, Service Learning)	Success
Argos: All Applicant Report		S.2	Number of Summer and Fall FTIC Applicants	Success
Website: Enrollment Trends	Increase Enrollment	S.3	Number of Students Enrolled (Fall)	Success
Website: Enrollment Trends	Increase Enrollment	S.4	Number of Students Enrolled (Spring)	Success
Argos: Student Enrollment Report	Increase Transfer Enrollment	S.5	Number of Transfer Student Enrollment-Fall	Success
Argos: Student Enrollment Report	Increase Transfer Enrollment	S.6	Number of Transfer Student Enrollment-Spring	Success
Argos: Final Grade Report	Course Completion	S.7	% of (C or Better) Grades- Course Completion	Success
Argos: Final Grade Report	Course Completion	S.8	Number of Semester Credit Hours Completed	Success
Argos: Final Grade Report	Course Completion	S.9	Percent of Semester Credit Hours Completed	Success
Website: Persistence, Progression and Graduation Rates	Increase First-time Freshmen Persistence	S.10	% 1st-time freshmen Fall to Spring persistence rate	Success
Website: Persistence, Progression and Graduation Rates	Increase First-time Freshmen Persistence	S.11	Persistence Rate 1st-time, Full-time, Degree-seeking Frsh after 1 Yr	Success
Website: Persistence, Progression and Graduation Rates	Increase First-time Freshmen Persistence	S.12	Persistence 1st-time, Full-time, Degree-seeking White Frsh after 1 Yr	Success
Website: Persistence, Progression and Graduation Rates	Increase First-time Freshmen Persistence	S.13	Persistence 1st-time, Full-time, Degree-seeking Hisp Frsh after 1 Yr	Success
Website: Persistence, Progression and Graduation Rates	Increase First-time Freshmen Persistence	S.14	Persistence 1st-time, Full-time, Degree-seeking Black Frsh after 1 Yr	Success
Website: Persistence, Progression and Graduation Rates	Increase First-time Freshmen Persistence	S.15	Persistence 1st-time, Full-time, Degree-seeking Other Frsh after 1 Yr	Success
Website: Persistence, Progression and Graduation Rates	Increase First-time Freshmen Progression	S.16	% 1st-time freshmen Fall to Fall progression rate	Success
Website: Persistence, Progression and Graduation Rates	Increase the First-time Freshmen Graduation Rate	S.17	% 1st-time, Full-time, Degree-seeking Frsh Earn Degree in 4 Yrs	Success
Website: Persistence, Progression and Graduation Rates	Increase the First-time Freshmen Graduation Rate	S.18	% 1st-time, Full-time, Degree-seeking White Frsh Earn Degree in 4 Yrs	Success
Website: Persistence, Progression and Graduation Rates	Increase the First-time Freshmen Graduation Rate	S.19	% 1st-time, Full-time, Degree-seeking Hisp Frsh Earn Degree in 4 Yrs	Success
Website: Persistence, Progression and Graduation Rates	Increase the First-time Freshmen Graduation Rate	S.20	% 1st-time, Full-time, Degree-seeking Black Frsh Earn Degree in 4 Yrs	Success
Website: Persistence, Progression and Graduation Rates	Increase the First-time Freshmen Graduation Rate	S.21	% 1st-time, Full-time, Degree-seeking Other Frshmn Earn Degree in 4 Yrs	Success
Website: Persistence, Progression and Graduation Rates	Increase the First-time Freshmen Graduation Rate	S.22	% 1st-time, Full-time, Degree-seeking Frsh Earn Degree in 6 Yrs	Success
Website: Persistence, Progression and Graduation Rates	Increase the First-time Freshmen Graduation Rate	S.23	% 1st-time, Full-time, Degree-seeking White Frsh Earn Degree in 6 Yrs	Success
Website: Persistence, Progression and Graduation Rates	Increase the First-time Freshmen Graduation Rate	S.24	% 1st-time, Full-time, Degree-seeking Hisp Frsh Earn Degree in 6 Yrs	Success
Website: Persistence, Progression and Graduation Rates	Increase the First-time Freshmen Graduation Rate	S.25	% 1st-time, Full-time, Degree-seeking Black Frsh Earn Degree in 6 Yrs	Success
Website: Persistence, Progression and Graduation Rates	Increase the First-time Freshmen Graduation Rate	S.26	% 1st-time, Full-time, Degree-seeking Other Frshmn Earn Degree in 6 Yrs	Success

TSU 2022 Data Resource Guide

 Data Source	Common Goals	Ref. No.	Outcome Measure	TSU Priority
IAPE will provide	Increase Transfer Students Graduation Rate	S.27	% of Transfer Students Who Graduated within 2 Yrs	Success
IAPE will provide	Increase Transfer Students Graduation Rate	S.28	% of Transfer Students Who Graduated within 4 Yrs	Success
Website: Completers Number of Degrees Awarded	Completers	S.29	Number of Degrees Awarded-Academic Year Baseline Fall to Summer	Success
IAPE will provide	Completers	S.30	% of Baccalaureate Graduates Who are 1st Generation College Graduates	Success
Academic Program Quality and Research				
Website: Satisfy TSI (ABEST Measure)	Developmental Ed.	A.1	% of Underprepared Students Who Satisfy a TSI Obligation Math	Academic
Website: Satisfy TSI (ABEST Measure)	Developmental Ed.	A.2	% of Underprepared Students Who Satisfy a TSI Obligation Writing	Academic
Website: Satisfy TSI (ABEST Measure)	Developmental Ed.	A.3	% of Underprepared Students Who Satisfy a TSI Obligation Reading	Academic
Website: Teacher Certification (ABEST Measure)	Licensure/Certification	A.4	Certification Rate of Teacher Education Graduates	Academic
Website: Bar Pass Rate (ABEST Measure)	Licensure/Certification	A.5	State Licensure Pass rate of Law Graduates	Academic
Website: NAPLEX Pass Rate (ABEST Measure)	Licensure/Certification	A.6	State Licensure Pass Rate of Pharmacy Graduates	Academic
Office of International Programs	International Programs	A.7	Number of countries for inclusion in study abroad program	Academic
Office of International Programs	International Programs	A.8	Number of students participating in study abroad program	Academic
IAPE will provide		A.9	Student /Faculty Ratio	Academic
Facilities-The SUE Report	Space Utilization	A.10	Space Utilization Rate of Classroom	Academic
Facilities-The SUE Report	Space Utilization	A.11	Space Utilization Rate of Labs	Academic
Your department	Online Programs	A.12	Number of Online Programs (50% or more content Online)	Academic
Your department	Online Programs	A.13	Number of Online Programs (Fully Online)	Academic
Argos: Courses with Room Capacity and Assigned Faculty Report	Course Availability-Online	A.14	Number of online courses offered-Fall	Academic
Argos: Courses with Room Capacity and Assigned Faculty Report	Course Availability-Online	A.15	Number of online courses offered-Spring	Academic
Argos: Courses with Room Capacity and Assigned Faculty Report	Course Availability	A.16	Number of courses offered on Saturday and/or after 5pm-Fall	Academic
Argos: Courses with Room Capacity and Assigned Faculty Report	Course Availability	A.17	Number of courses offered on Saturday and/or after 5pm-Spring	Academic
Website: Graduates by Ethnicity (exclude White & International)	Completers	A.18	Number of Minority Graduates	Academic
Website: Total Degrees Awarded by Level	Completers	A.19	Number of Undergraduate Degrees Awarded	Academic
IAPE will provide	Increase Transfer Students Graduation Rate	A.20	Number of Two-Year College Transfers Who Graduate	Academic
Deans, Advancement		A.21	Number of faculty publications-Academic Year Fall 2015 to Summer 2016	Academic
Your Department, Grants & Contracts, Research Office, Budget Office		A.22	External or sponsored research funds as a % of State Appropriations	Academic
Your Department, Grants & Contracts, Research Office, Budget Office		A.23	Dollar value of external or sponsored research funds (in Millions)	Academic
Advancement, Finance, Provost		A.24	Average no months Endowed Chairs remain vacant	Academic

		Ref. No.	Outcome Measure	TSU Priority
Data Source	Common Goals			
Culture				
Police Department		C.1	Reduction in the number of crime incidents	Culture
Your Department, Alumni Affairs	Alumni Participation	C.2	Number of events available for alumni participation	Culture
Your Department, Alumni Affairs	Alumni Participation	C.3	Number of alumni participating in events-recruitment/ college fairs	Culture
Your Department, Alumni Affairs	Alumni Participation	C.4	Number of alumni participating in events-freshmen orientation, commencement reception, University Gala, etc.	Culture
Your Department	Increase Engagement	C.5	Number of community service projects per year	Culture
Deans, Provost		C.6	Number of internship partnerships	Culture
Deans		C.7	Number of professional development workshops	Culture
Partnerships				
Your Department, General Counsel		P.1	Number of articulation agreements	Partnerships
Student Services		P.2	Number of vendors participating in the Health Fair	Partnerships
Advancement, Finance, Provost		P.3	% Endowed Professorships/Chairs unfilled all/part of fiscal year	Partnerships
Finances				
Your Department, Development		F.1	Annual Funds Raised (millions)-development	Finances
Budget		F.2	Administrative Cost As a Percent of Operating Budget	Finances
IAPE will provide		F.3	% Lower Division Semester Credit Hrs taught by Tenured/Tenure-Track	Finances
Website: Total Course Credit Hours by School or College		F.4	Number of Semester Credit Hours Attempted	Finances
Website: Number of Minority Students Enrolled (exclude White & International)	Increase Enrollment	F.5	Number of Minority Students Enrolled	Finances
Website: Community College Transfers		F.6	Number of Community College Transfer Enrolled	Finances
Your department, Office of Research		F.7	Annual Research Dollars	Finances
HOUSTON GPS Variables				
IAPE will provide	Developmental Ed.	A.25	FTIC Enrollment in Traditional Remedial English Sequence	Academic
IAPE will provide	Developmental Ed.	A.26	FTIC Enrollment in Traditional Remedial Math Sequences	Academic
IAPE will provide	Course Completion	A.27	FTIC Students who Need Remedial Math and Complete a Math Gateway in First Year	Academic
IAPE will provide	Course Completion	A.28	FTIC Students Who Need Remedial English and Complete an English Gateway in First Year	Academic
IAPE will provide	Course Completion	A.29	FTIC All Students Completion of Math Gateway in First Year	Academic
IAPE will provide	Course Completion	A.30	FTIC All Students Completion of English Gateway in First Year	Academic
IAPE will provide	Increase Transfer Students Graduation Rate	S.31	Transfer 1-Year Persistence (Retention or Graduation)	Success
IAPE will provide	Increase Transfer Students Graduation Rate	S.32	Transfer Students Credits to Degree (Full-Time Students)	Success
IAPE will provide	Increase the First-time Freshmen Graduation Rate	S.33	Full Time Students Credits to Degree (Full-Time Students)	Success
IAPE will provide	Increase Transfer Students Graduation Rate	S.34	Transfer Students Time to Degree (Full-Time Students)	Success
IAPE will provide	Increase the First-time Freshmen Graduation Rate	S.35	Full Time Students Time to Degree (Full-Time Students)	Success
IAPE will provide	Increase Transfer Students Graduation Rate	S.36	% of Transfer Students Who Graduated within 6 Yrs	Success