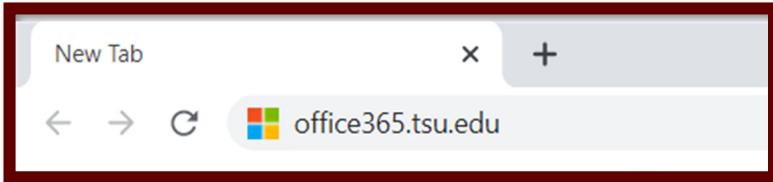




How to Login to Microsoft Office 365 / Email

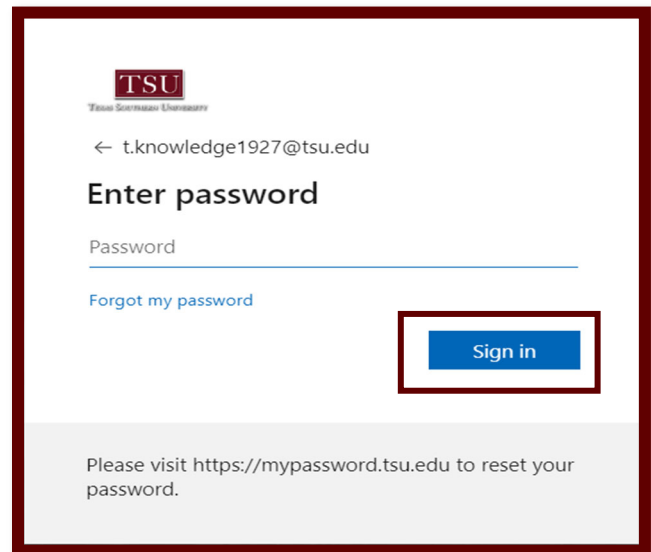
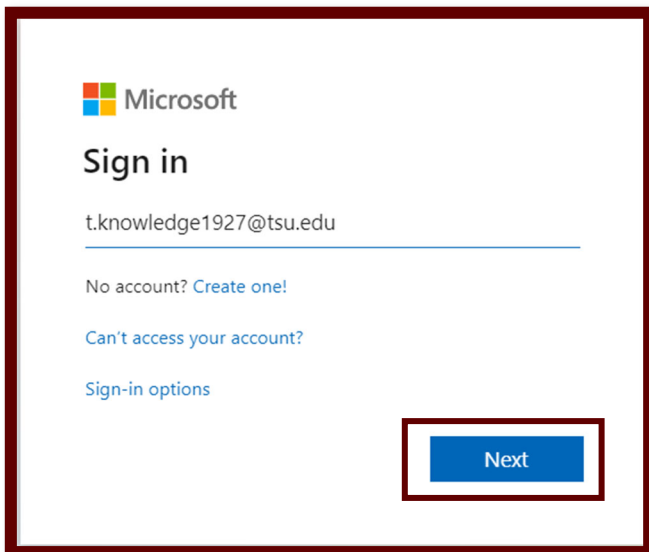
Office 365 combines Microsoft Office applications and the cloud to create a more convenient, collaborative, and consistent work and file managing platform.

STEP 1: Launch your web browser and go to the following address <http://Office365.tsu.edu>



STEP 2: Enter your TSU credentials

- Type in your **TSU.edu** domain username and password
- Your domain username is the same as the one used when logging on to your network computer
- Select Sign In
- *If you also have a personal Microsoft Live or Office 365 account that uses your email.tsu.edu address, you will be asked which you want to log in to*
Choose the Work or School Account option.
- *You will be redirected to a Texas Southern University login screen.*





STEP 3: Once confirmed, you will be taken to the Texas Southern University Office 365 landing page.

