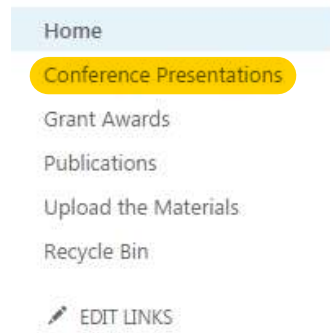


Website: COPHS – Faculty Activity

Step 1: Click on Conference Presentation



Home


Conference Presentations

Grant Awards

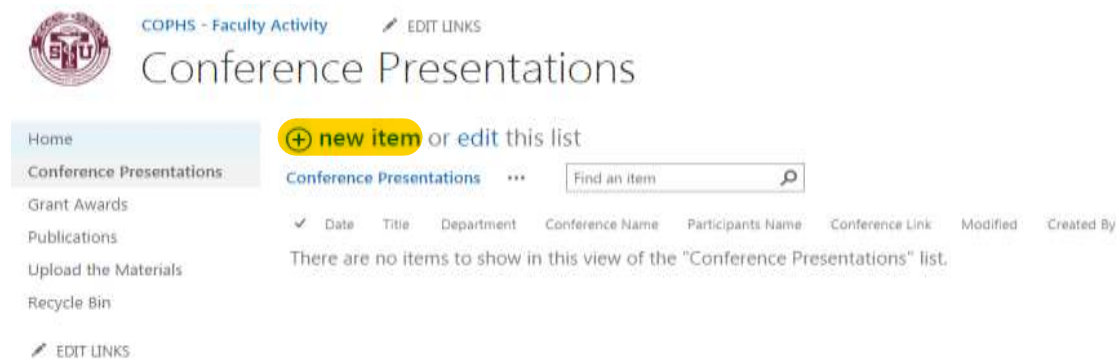
Publications



Upload the Materials

Recycle Bin

 EDIT LINKS

Step 2: Click on **new item** to add




 COPHS - Faculty Activity  EDIT LINKS

Conference Presentations

Home

+ new item or edit this list

Conference Presentations ... Find an item 


<input checked="" type="checkbox"/>	Date	Title	Department	Conference Name	Participants Name	Conference Link	Modified	Created By
There are no items to show in this view of the "Conference Presentations" list.								

Grant Awards

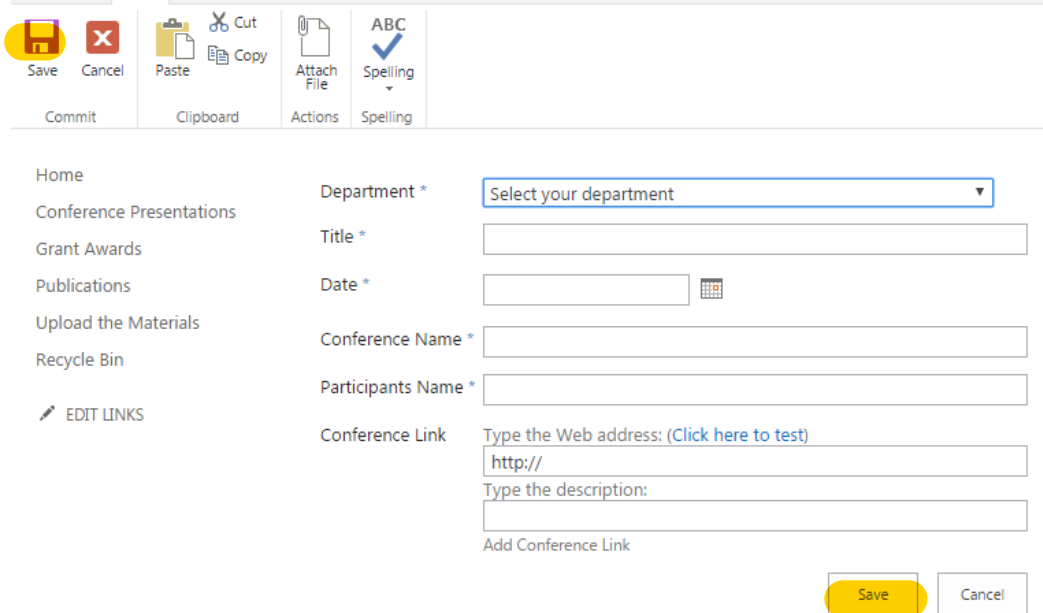
Publications

Upload the Materials

Recycle Bin

 EDIT LINKS

Select the department, enter the required information, and click **Save**



Commit Clipboard Actions Spelling

Home


Conference Presentations

Grant Awards

Publications


Upload the Materials

Recycle Bin

 EDIT LINKS

Department *

Title *

Date * 

Conference Name *

Participants Name *

Conference Link

Type the Web address: [\(Click here to test\)](#)

Type the description:

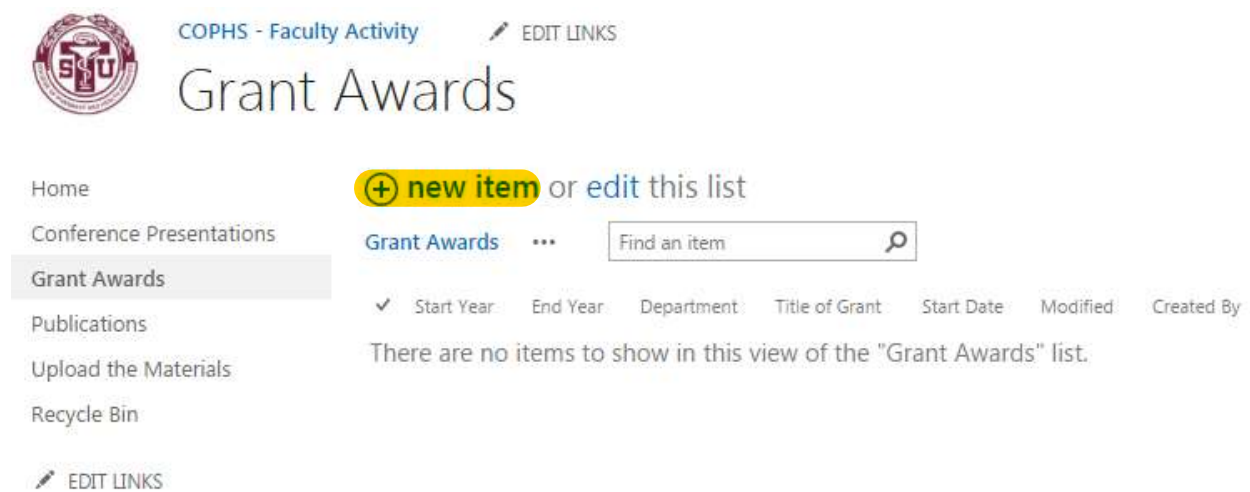
Add Conference Link

Save Cancel

Click on Grant Awards



Click on new item



Home

Conference Presentations

Grant Awards

Publications

Upload the Materials

Recycle Bin

EDIT LINKS








+ new item or edit this list


Grant Awards ... Find an item


✓	Start Year	End Year	Department	Title of Grant	Start Date	Modified	Created By
---	------------	----------	------------	----------------	------------	----------	------------

There are no items to show in this view of the "Grant Awards" list.

Select your department and enter the required information and click **Save**

 Save Commit	 Cancel	 Paste	 Cut	 Copy	 Attach File	 ABC Spelling
---	---	--	--	---	--	--

Home	Start Year *	<input type="text"/>
Conference Presentations	End Year *	<input type="text"/>
Grant Awards	Department *	<input type="text" value="Select your department"/>
Publications	Title of Grant *	<input type="text"/>
Upload the Materials	Start Date *	<input type="text"/> 
Recycle Bin		

 EDIT LINKS

Click on Publications

 [COPHS - Faculty Activity](#)  EDIT LINKS

COPHS - Faculty Activity

Home
Conference Presentations
Grant Awards
Publications
Upload the Materials
Recycle Bin

 EDIT LINKS



Click on new item

Select your department and enter the required information and click **Save**

If you want to upload additional document(s)/material(s), click on **Upload the Materials**

Select your department

The screenshot shows the 'Upload the Materials' page for 'COPHS - Faculty Activity'. The left sidebar lists navigation options: Home, Conference Presentations, Grant Awards, Publications, Upload the Materials (highlighted), and Recycle Bin. The main area has a top bar with 'New', 'Upload', 'Sync', 'Share', and 'More' buttons. Below is a search bar labeled 'Find a file'. A table lists departments with columns for 'Name', 'Modified', and 'Modified By'. The first row, 'Pharmaceutical and Environmental Health Sciences', is highlighted in yellow. Other rows include 'Pharmacy Administration and Administrative Health Sciences' and 'Pharmacy Practice and Clinical Health Sciences'. At the bottom, there is a 'Drag files here to upload' instruction.

Name	Modified	Modified By
Pharmaceutical and Environmental Health Sciences	November 22	<input type="checkbox"/> Courtney Mays
Pharmacy Administration and Administrative Health Sciences	November 22	<input type="checkbox"/> Courtney Mays
Pharmacy Practice and Clinical Health Sciences	November 22	<input type="checkbox"/> Courtney Mays

Select your Personal Folder

The screenshot shows the 'Upload the Materials' page with the 'Personal Folder' selection step. The left sidebar is the same as in the previous screenshot. The main area shows a table of folders. The first row, 'Adebayo Oyekun', is highlighted in yellow. Other folders listed include 'Amruthesh Shivachar', 'Astatkie Zikarge', 'Brian Dupre', and 'Dong Liang'. All folders show a modification date of 'November 8' and are modified by 'Arati Rajbhandari'. The 'Upload the Materials' button in the top bar is highlighted.

Name	Modified	Modified By
Adebayo Oyekun	November 8	<input type="checkbox"/> Arati Rajbhandari
Amruthesh Shivachar	November 8	<input type="checkbox"/> Arati Rajbhandari
Astatkie Zikarge	November 8	<input type="checkbox"/> Arati Rajbhandari
Brian Dupre	November 8	<input type="checkbox"/> Arati Rajbhandari
Dong Liang	November 8	<input type="checkbox"/> Arati Rajbhandari

Select the correct folder

The screenshot shows the 'Upload the Materials' page with the 'Select the correct folder' step. The left sidebar is the same. The main area shows a table of folders. The first row, 'Conference Presentations Documents', is highlighted in yellow. Other folders listed include 'Grant Awards Documents' and 'Publications Documents'. All folders show a modification date of 'November 8' and are modified by 'Arati Rajbhandari'. The 'Upload the Materials' button in the top bar is highlighted.

Name	Modified	Modified By
Conference Presentations Documents	November 8	<input type="checkbox"/> Arati Rajbhandari
Grant Awards Documents	November 8	<input type="checkbox"/> Arati Rajbhandari
Publications Documents	November 8	<input type="checkbox"/> Arati Rajbhandari

Select **Upload**

Home

Conference Presentations

Grant Awards

Publications

Upload the Materials

Recycle Bin

 EDIT LINKS

 New  Upload  Sync  Share More 

All Documents  

 Name Modified Modified By

Drag files here to upload