



TEXAS SOUTHERN UNIVERSITY

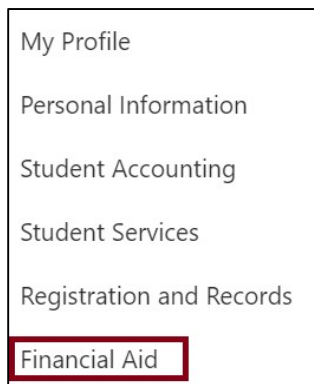
My Financial Aid *Student User Guide*

Response Required

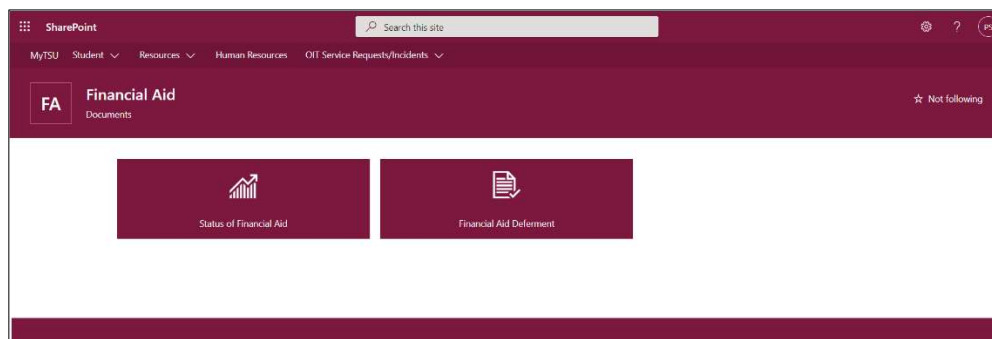
1. Navigate to MyTSU portal landing page click, 'Student'




2. Choose "Financial Aid"



Two (2) intuitive and adaptive tiles (shortcuts) will display, but with sub-menus.

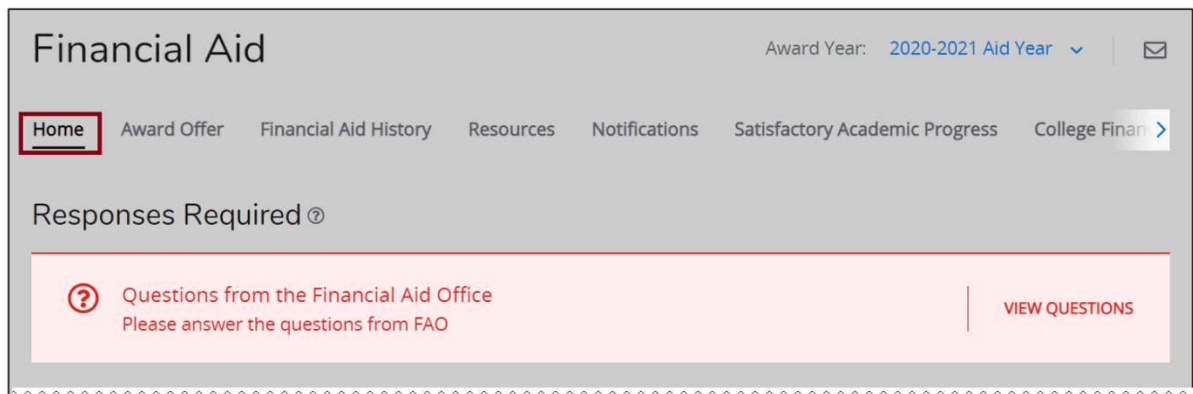


3. Choose “**Status of Financial Aid**” tile.



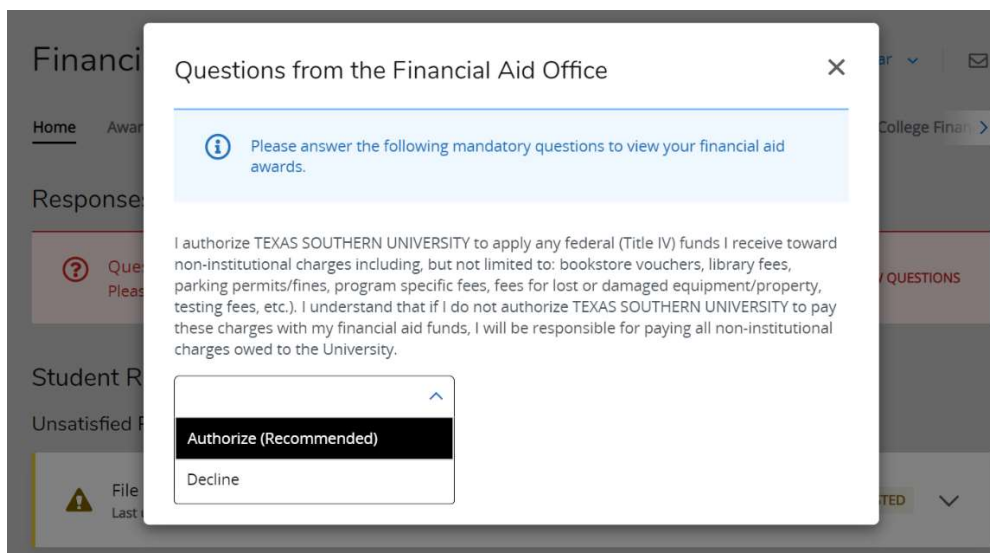
4. Click “**Home**”

“**Responses Required**” will display.



5. Click “**View Questions**”

- Choose “**Authorize**” or “**Decline**” from the drop-down menu.



NOTE: These questions are required by the financial aid office and all mandatory questions must be answered to view your financial aid award letter.

Contact a representative in the Office of Student Financial Assistance for detail information.

Phone: (713) 313-7071
Fax: (713) 313-1859
Email: financialaid@tsu.edu

Technical support is available 24/7 by emailing IT Service Center:
itservicecenter@tsu.edu or submitting a case: ***<http://itservicecenter.tsu.edu>***

As always, we appreciate your support as we continue to improve the tools that ensure “Excellence in Achievement.”

